

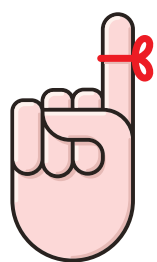
THE 'NOT SO'

# MONTHLY MULLIGAN

HIGH MEADOW RANCH LADIES GOLF ASSOCIATION

April 2021

**DON'T FORGET, &  
PLEASE REMEMBER!!**



*Don't be late for a very  
important date!*

*Mad Hatter's Tee Party.*

*Thursday May 6, 2021*

*Scramble Format*

## **The President's Tee Box**

Well we made it through the winter storm and now we have sunny, warm skies to look forward to and even though I know we are heading into the rainy months, hopefully it won't be too bad. We have a lot of fun things coming up the next couple of months besides our regular play and I hope everyone will consider joining in on the fun. Play has been running smoothly and pace of play is going well (except when it's cart path only, but what can you do?). Let's still try to shoot for that 3 hr 45 min time so Cody has to buy us all drinks! 🍹

We've had several new ladies join since the beginning of the year and hopefully we will see more join each month. Our 9-hole league has started up again with another great group. I want to close with something Nan reminded me of the other day. We are not just a group that gets together to play golf, although that is fun, on a deeper level we are group that supports one another when needed. So if you ever find yourself in need, remember that we are all here for each other and no matter what, you can count on us to help!

Have a great spring, and HIT THEM LONG AND STRAIGHT!

Stacie



VOL 2

## 2021 OFFICERS & CONTACTS

**President - Stacie Strine**  
832-545-8476

**Vice President - Tara Dorroh**  
713-822-4150

**Treasurer - Becky Price**  
832-588-1281

**Secretary - Debbie Yarotsky**  
936-520-4489

**18 Hole Tournament Chair**  
**Coleen Kapalski**  
281-409-9581

**9 Hole Tournament Chair**  
**Lisa May**  
281-660-6147

**Social Event Chair**  
**Natalie Taylor**  
713-501-5117



*Design*

## 9 HOLE LEAGUE



Monday Evenings


**Evening Division League**

**June Tee Times start**

**at 5PM**

*Contact Lisa May*

**281-660-6147**



## COACHES CORNER

### QUANTITY VS QUALITY

These are two very different practice styles and can achieve very different results. An example of 'Quantity Practice' is hitting the same shot at the same target with the same club over and over again until your range bag is empty. This type of practice is very good for developing new skills or building on your fundamentals. An example of 'Quality Practice' is changing targets, clubs, or shot shapes every 2-3 shots. This type of practice is good for learning how to transfer the skills you have learned to the golf course. While we as golf coaches understand the importance of both types we do not see enough 'Quality' practice sessions. Be sure to mix up your practice sessions to maximize the skills you are learning and the ability to transfer them to your next round.

**See you on the course! -Coach Roger-**

#### CLINICS

Monday 10.00 - Operation 36

Wednesday 9.00 - Ladies PDP Clinic

Saturday 10.00 - All-Comers Clinic



#### Individual Golf Instruction

Contact: Roger Stebbins  
rstebbins@highmeadowranchgolf.com

### Tournaments to Play

APRIL 27th The 28th ANNUAL GOLF CLASSIC  
RIVER BEND COUNTRY CLUB SUGARLAND, TX

Hosted by: The WAAB

Format: 4 Person Scramble Entry: \$175 per person  
Submitted by: Deb Vangellow, LPGA Master Professional  
Contact: Laura Hanger 713-348-2864



JUNE 16-17 (Tues-Wed) .....save date; details to follow

LAS MARGARITAS at the WOODLANDS COUNTRY CLUB THE WOODLANDS, TX

Format: Best ball - 2 person team Contact: Karen Northcutt 281-863-1540

### Tournaments to Watch

Please check local listings for Channel info

April 1-4, 2021 Valero Texas Open TPC San Antonio (AT&T Oaks),  
San Antonio, TX • Purse: \$7,700,000

April 8-11, 2021 Masters Tournament Augusta National Golf Club,  
Augusta, GA

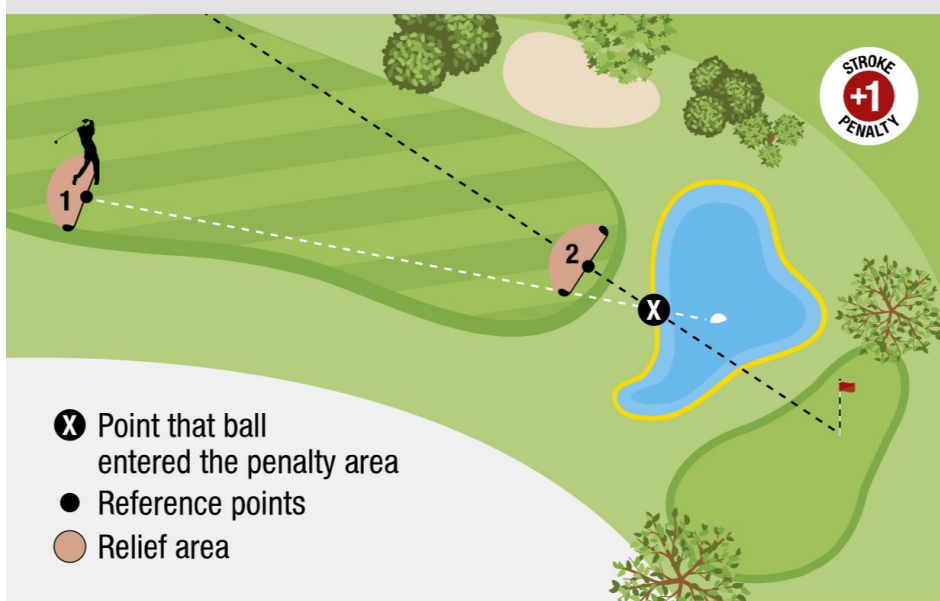


# Those Pesky Rules!!




*Red Stakes, Yellow Stakes- Here's the breakdown!*

DIAGRAM #1 17.1d: RELIEF FOR BALL IN YELLOW PENALTY AREA




When it is known or virtually certain that a ball is in a yellow penalty area and the player wishes to take relief, the player has **two options**, each for one penalty stroke:

- (1) The player may take stroke-and-distance relief by playing the original ball or another ball from a relief area based on where the previous stroke was made (see Rule 14.6 and Diagram 14.6).

Reference Point	Size of Relief Area	Limits on Relief Area
The spot where the player's previous stroke was made (which if not known must be estimated)	One club-length from the reference point 	The relief area: <ul style="list-style-type: none"> <li>• Must not be nearer the hole than the reference point, and</li> <li>• Must be in the same area of the course as the reference point</li> </ul>

- (2) The player may take back-on-the-line relief by dropping the original ball or another ball in a relief area based on a reference line going straight back from the hole through point X.

Reference Point	Size of Relief Area	Limits on Relief Area
A point on the course chosen by the player that is on the reference line through point X (the point where the ball last crossed the edge of the yellow penalty area). There is no limit on how far back on the line the reference point may be	One club-length from the reference point 	The relief area: <ul style="list-style-type: none"> <li>• Must not be nearer the hole than the reference point, and</li> <li>• May be in any area of the course except the same penalty area</li> </ul>

#### Player Notes:

In choosing this reference point, you should indicate the point by using an object (such as a tee).

**DIAGRAM #2 17.1d: RELIEF FOR BALL IN RED PENALTY AREA**


X Point that ball entered the penalty area  
 ● Reference points  
 ○ Relief area

When it is known or virtually certain that a ball is in a red penalty area and the player wishes to take relief, the player has **three options**, each for one penalty stroke:

- (1) The player may take stroke-and-distance relief (see point (1) in Diagram #1 17.1d).
- (2) The player may take back-on-the-line relief (see point (2) in Diagram #1 17.1d).
- (3) The player may take lateral relief (red penalty area only). The reference point for taking lateral relief is point X.

Reference Point	Size of Relief Area	Limits on Relief Area
The estimated point where the original ball last crossed the edge of the red penalty area (point X)	Two club-lengths from the reference point 	The relief area: <ul style="list-style-type: none"> <li>• Must not be nearer the hole than the reference point, and</li> <li>• May be in any area of the course except the same penalty area</li> </ul>

**HOLE #2**



**HOLE #18**

*Keep in mind, the above USGA stake rules apply for our Ladies League, except where our local rules apply. Hole #2 where you may drop your ball on either side of the creek and Hole #18 where you may drop your ball near the green in the ball drop zone.*



THE REEVES GIRLS--SISTERS

BY CHOICE

(NOT BIOLOGICAL)



# Member Spotlight




## Becky Reeves

Our Decorating Mastermind!

I was born and raised in Columbia, Missouri, where I first met my husband Randy in the sixth grade. We married right out of high school, and we will be celebrating our 55th anniversary this year. We have two beautiful daughters and two handsome sons-in-law, and we have been blessed with five amazing grandchildren who are the light of our lives. We officially became Texans when we moved from Missouri to Houston in 1973.

Except for a four year transfer to Washington DC, we lived in the Champion Forest area until we retired and built our home in High Meadow Ranch five years ago. Randy retired from his career with Prosperity Bank, and I retired from teaching first grade for 18 years in the Cy Fair School District. During the years we were raising our daughters, I had a woodcrafting business. I cut out and painted wood pieces for decorating grapevine wreaths, and I also painted Santas on just about anything I could find, including driftwood, barn wood, gourds and old fence posts to name a few. After our daughters left for college, I retired my woodcrafting business and returned to teaching.

After we moved to High Meadow, Randy encouraged me to take some golf lessons. I had very briefly tried golf once before when we were living in Champion Forest. Randy played golf at Ravenaueaux for many years and I played tennis. One year, three of my tennis friends and I decided we would take up golf, so we took a group lesson and headed out to the Ravenaueaux course. After a few rather disastrous attempts at playing the game, we quickly realized it was much easier to hit a tennis ball than a golf ball, and we abandoned our notion of becoming golfers! That was 30 years ago, and the extent of my golfing experience, until last year when Stacie and Katie told me about the Nine Hole League, and urged me to sign up and give it a try. I'm so glad I listened to them and decided to give golf a second chance! Although trying to hit a tiny golf ball with a long skinny club is not yet second nature to me, I truly enjoy every minute I'm out on this beautiful course! But most of all, I am so thankful for all the new friends I have met. I don't think there could be a more congenial and welcoming group of ladies. I'm looking forward to playing with the Nine Holes again, and my goal for this year is to "graduate" to the Eighteen Hole League!



## DEBRA REEVES



*My family and I moved to Magnolia/High Meadow Ranch in 2017, just two weeks before Hurricane Harvey. We moved from the Dallas area, where I was born and raised. I was blessed to quickly develop close friendships with other HMR ladies and fell in love with the South Texas vibe.*

*For me, golf began as just a way to spend time with friends. Even though my passion for the game has come on slower than most, I have developed the desire for improvement, and maybe even a slight spark of competitiveness.*

*I have been married to my husband Charlie for 29 years and have two sons: Trey 22, a senior at the University of Texas, and Jett 17, a junior at Legacy Preparatory.*



Catch me on the course!





## APRIL BIRTHDAYS

5th Jenny Calkins  
 5th Gail Peurifoy  
 14th Robin Menchen  
 21st Coleen Kapalski

## MAY BIRTHDAYS

5th Ivy Martino  
 13th Cherie Hornsby

## JUNE BIRTHDAYS

2nd Beth Hoad  
 22nd Katie Steele  
 23rd Leslie Bailey  
 26th Tara Dorroh



## MEMBERS CORNER



*Follow  
on Facebook*



## THIS CAT HAS NINE LIVES

Our thoughts and prayers go out to Tiger Woods on his recovery! Also make sure you watch "Tiger" a 2 part Documentary on HBOMax, so good!



## Did You Know??

YOU CAN LINE UP YOUR GOLF SHOT WHEN TEEING OFF WITH THE ALIGNMENT MARK ON YOUR BALL JUST AS YOU DO WHEN YOU PUTT!!



**HMLRGA**



**SCHOLARSHIP FOUNDATION**

The HMLRGA Scholarship Foundation is a non-profit corporation, established in 2020 by the High Meadow Ranch Ladies Golf Association. It was organized exclusively for charitable and educational purposes, including to award scholarships to deserving high school seniors who are involved in the game of golf and wish to pursue further education at an accredited college or university.

## Calling high school seniors!

**Applications are now open!**

Deadline: May 15th, 2021

Scan the QR Code to download form...



**Or visit us at:**

**[www.highmeadowranchlga.com](http://www.highmeadowranchlga.com)**  
on our Scholarship Foundation page



HIGH MEADOW RANCH LADIES GOLF ASSOCIATION

**Thursday, May 6th 2021**



1st Annual  
**LADIES INVITATIONAL TOURNAMENT**  
*Mad Hatter's Tee Party*

*Don't be late for an opportunity!*

## SPONSORS & DONORS

***Proceeds benefit HMLRGA Scholarship Foundation***

*The HMLRGA Scholarship Foundation is a non-profit organization and was established to assist deserving local high school students further their education and golf careers.*



**To become a Sponsor or Donor, please contact:**

Natalie Taylor  
daisemail@comcast.net  
or 713-501-5117

**High Meadow Ranch Golf Club**  
**Magnolia, Texas**